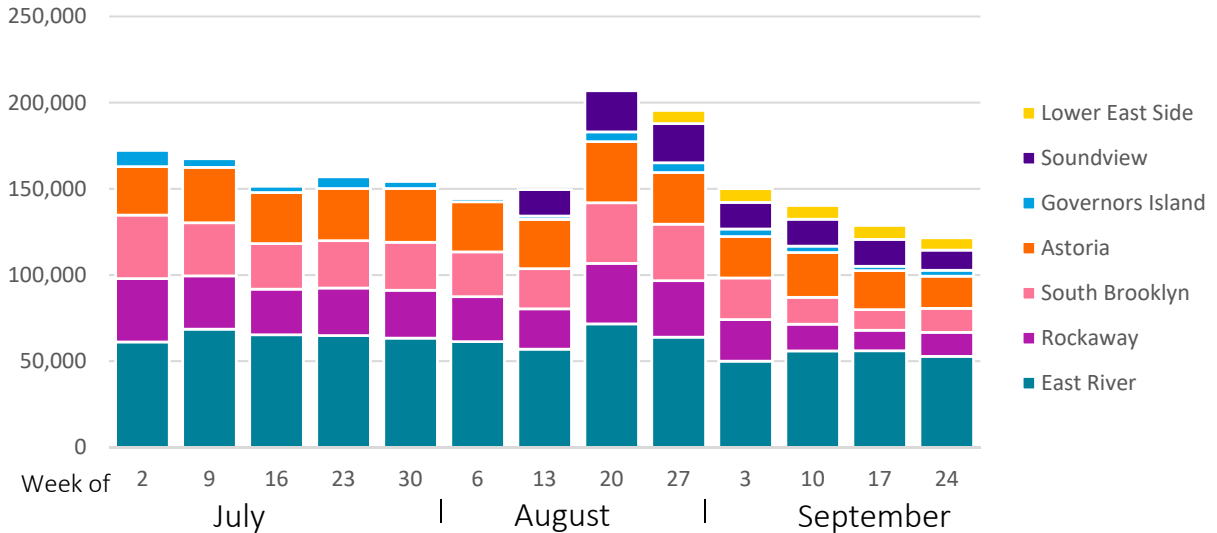


NYC Ferry QUARTERLY UPDATE

7/31/18 - 9/30/18 | Q3







Weekly Ridership









BY ROUTE

7/31/18 - 9/30/18

On-time Performance¹

Route	Trips Arriving On-Time
 Astoria	92.7%
 East River	92.1%
 Lower East Side	95.9%
 Rockaway	78.5%
 South Brooklyn	88.2%
 Soundview	84.4%
SYSTEMWIDE	90.4%

Average Daily Ridership

Route	Weekday	Weekend
 Astoria	3,821	4,446
 East River	8,034	10,143
 Lower East Side	963	1,600
 Rockaway	3,158	4,884
 South Brooklyn	2,457	4,088
 Soundview	2,300	3,102
SYSTEMWIDE⁵	20,732	30,332

Days and Weather

Weekdays	63	Average Daily High Temperature	77° F
Weekend Days	29	Days of Precipitation	48
Total Days	92	Days of Low Visibility	6

CUMULATIVE SINCE LAUNCH

5/1/2017 - 9/30/18

6.7 M

Riders

20

Landings

20

Vessels²

6

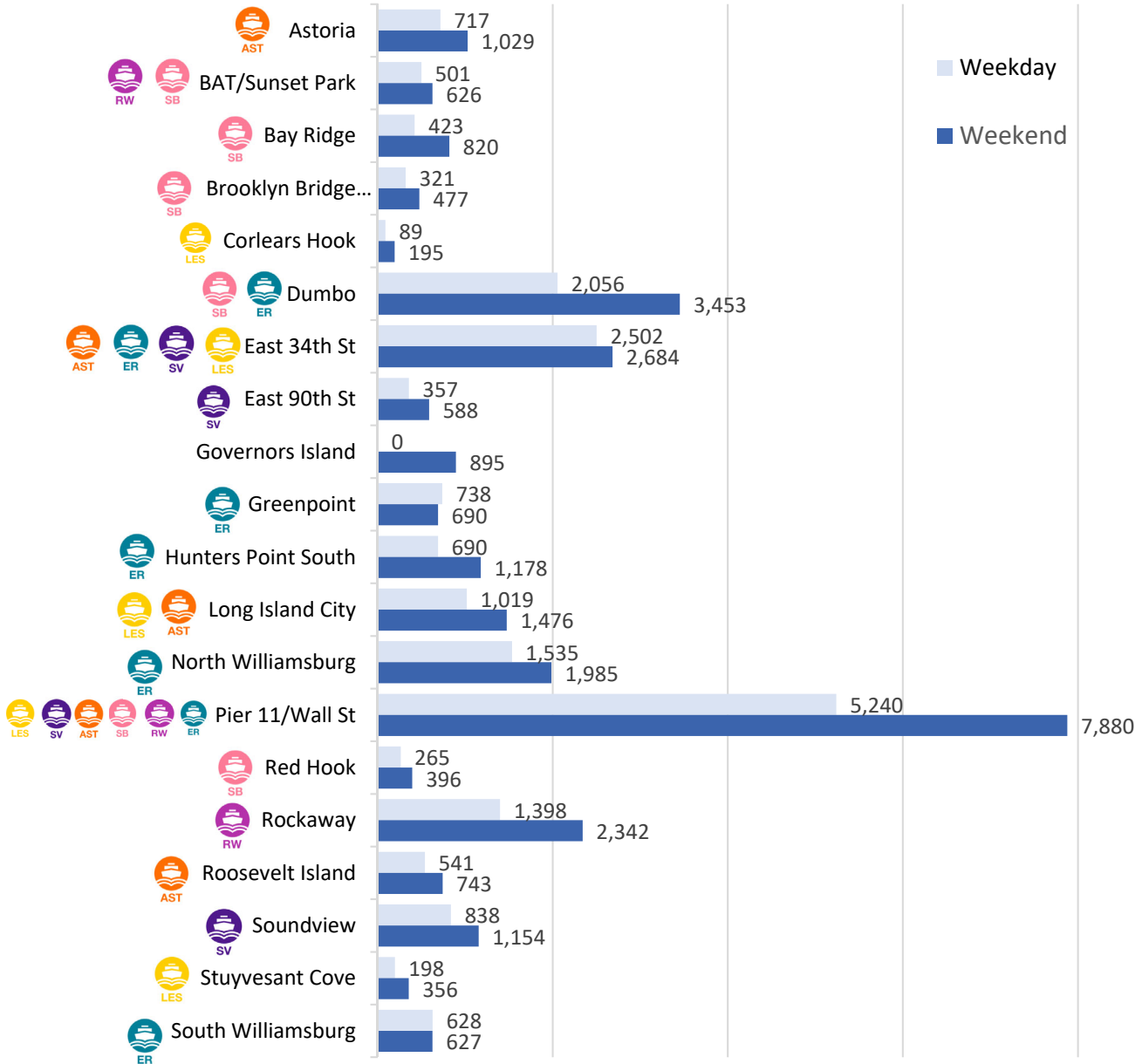
Routes



NYCEDC



Average Daily Ridership



Highlights

During Q3 2018, NYC Ferry launched new routes to Soundview and the Lower East Side, connecting the Bronx to the rest of the system. With over 2,000,000 riders, Q3 was the busiest quarter since the system launched.

Service Notes

Governors Island service continued as a shuttle to Yankee Pier instead of Pier 102. The Hunters Point South Landing was closed for required maintenance in both August and September and boats were rerouted to Long Island City instead.

¹On Time Performance is calculated as the percentage of stops made within the quarter that depart no more than 1 minute before and arrive no more than 5 minutes past their scheduled times. This report includes delays due to events outside of the control of NYC Ferry, such as vessel traffic, river closures/obstructions, extreme weather conditions, and other U.S. Coast Guard restrictions. When tracking devices are offline, the stops are excluded from the calculation. ²Number of NYCF-branded vessels available for use; NYCF Partners with other operators to charter vessels at times of high demand. ³NYCF operates to Governors Island on weekends during its public season. ⁵Governors Island ridership is included in this figure. Routes launched mid-quarter are calculated based on weeks operated.

